



### BIOMECHANICAL FOOT EVALUATION

Patient: \_\_\_\_\_ Phone: \_\_\_\_\_  
 Address: \_\_\_\_\_ DOB: \_\_\_\_\_  
 Age: \_\_\_\_\_ Height: \_\_\_\_\_ Weight: \_\_\_\_\_ Gender: M F Shoe Size: \_\_\_\_\_ Shoe Style: \_\_\_\_\_  
 Occupation: \_\_\_\_\_ Activity Level: low med high Sports: \_\_\_\_\_  
 Referring Practitioner: \_\_\_\_\_ Date of Evaluation: \_\_\_\_\_  
 Diagnosis/Symptoms: \_\_\_\_\_

### NON-WEIGHTBEARING EVALUATION

#### Rearfoot:

#### Left

#### Right

STN position	_____ varus	_____ varus
Calcaneal eversion	_____ degrees	_____ degrees
Calcaneal inversion	_____ degrees	_____ degrees
Ankle dorsiflexion	_____ degrees	_____ degrees
Talar shift	Hypo Norm/mild mod max	Hypo Norm/mild mod max

#### Forefoot:

STN position	_____° varus / valgus	_____° varus / valgus
Rigid	_____	Rigid _____
or Flexible to:	_____	or Flexible to: _____
FF Equinus	No Yes: small large	No Yes: small large

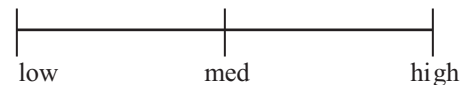
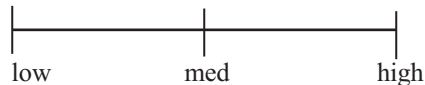
#### First / Fifth Ray:

STN position & mobility



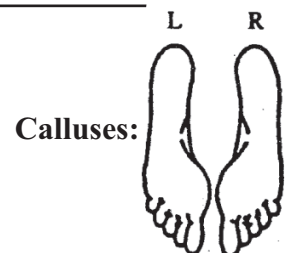
Hallux Dorsiflexion	_____ degrees	_____ degrees
---------------------	---------------	---------------

#### Arch Height:



#### Toe Positions/Deformities:

	<b>Left</b>	<b>Right</b>
HAV:	_____ S M L	_____ S M L
Bunions:	_____ S M L	_____ S M L
RCB's:	_____ S M L	_____ S M L
Bunionette's:	_____ S M L	_____ S M L



# WEIGHTBEARING EVALUATION

RCS = Resting Calcaneal Stance

**General Limb Position**

Large Toe-out      Mod Toe-Out      Mild Toe-out/Neutral      Toe-In

**Tibial Int. Rotation (from STN→RCS)**

**Left**

**Right**

none    mild    mod    large                  none    mild    mod    large

largely inverted  $\geq 7^\circ$

moderately inverted 4 -6° slightly inverted 1-3°

vertical/everted



L R

L R

L R

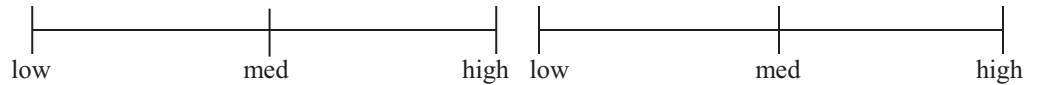
L R

**Heel Position To Floor:**

(left feet pictured)

**Arch Height:**

As compared to NWB



**Midfoot Sag (MFS):**  
navicular drop

none    mild    mod    large                  none    mild    mod    large

**Medial Shelving:**  
navicular sway

none    mild    mod    large                  none    mild    mod    large

**Lateral Creasing:**  
(OMJA)

none    mild    mod    large                  none    mild    mod    large

**Toe Sign:**

through long axis  
of each individual foot

+1    +2    +3    +4    +5  
or Peek A Boo Toe

+1    +2    +3    +4    +5  
or Peek A Boo Toe

## Postural Observations:

Suspected True LLD?      No    Yes    LEFT Short by \_\_\_\_\_    RIGHT Short by \_\_\_\_\_

**Knee :**

**Left**

**Right**

\_\_\_\_\_ Recurvatum

\_\_\_\_\_ Recurvatum

\_\_\_\_\_ Genu Varum/Valgum

\_\_\_\_\_ Genu Varum/Valgum

**Initial Quad Assignment:**

<b>A</b>	<b>B</b>
<b>C</b>	<b>D</b>
<b>E</b>	<b>F</b>

L # \_\_\_\_\_

<b>A</b>	<b>B</b>
<b>C</b>	<b>D</b>
<b>E</b>	<b>F</b>

R # \_\_\_\_\_

**Misc:** \_\_\_\_\_